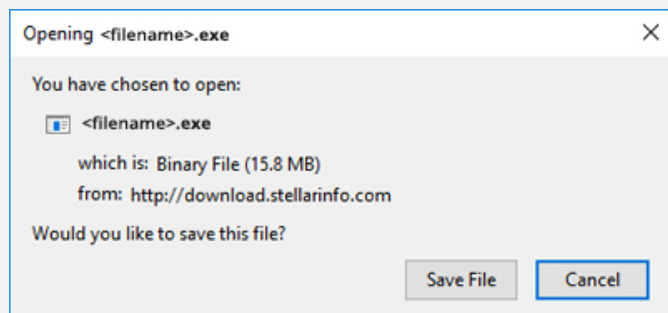


# Stellar Data Recovery Technician for Mac

## Steps to Install

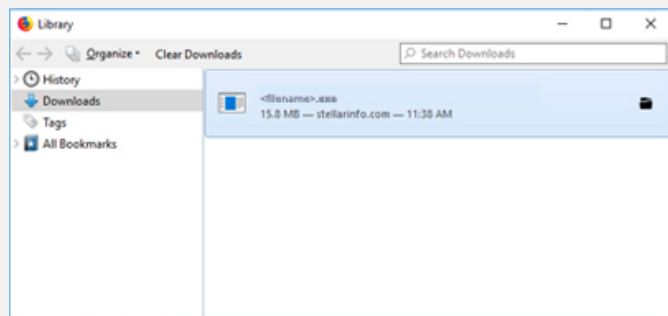
### Step 1

When Opening Dialog Box Appears Click  
Save File



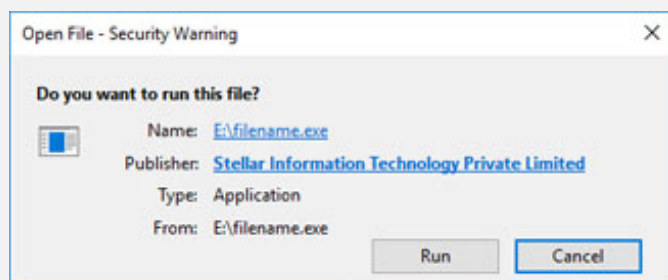
### Step 2

When Downloads Windows Appears  
Double-Click the File



### Step 3

When Security Warning Dialog Box  
Appears, Click Run



"screen-win3.jpg"

## System Requirements:

Processor: Compatible Intel (x64, x86)

Operating Systems: macOS Ventura 13, macOS Monterey 12, Big Sur 11, Catalina 10.15, 10.14, 10.13, 10.12 & 10.11