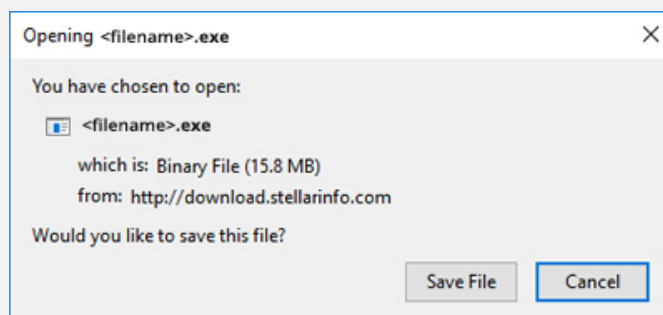


# Stellar Repair for Outlook Technician

## Steps to Install

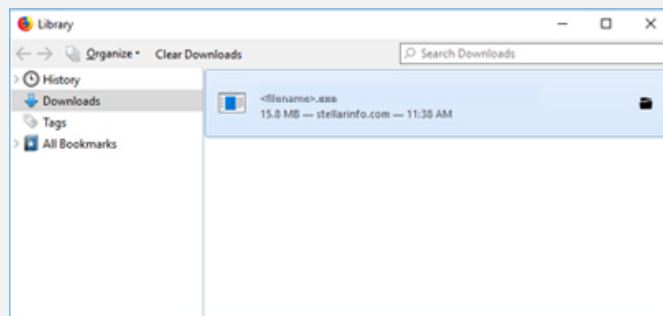
### Step 1

When Opening Dialog Box Appears Click Save File



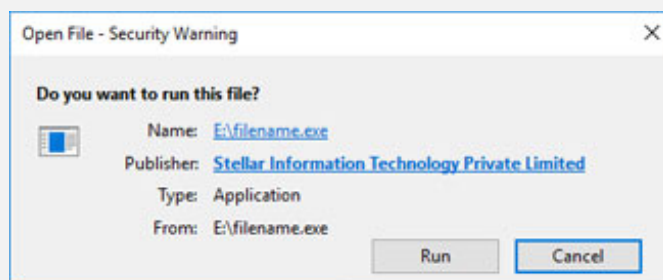
### Step 2

When Downloads Windows Appears Double-Click the File



### Step 3

When Security Warning Dialog Box Appears, Click Run



"screen-win3.jpg"

## System Requirements:

Processor: Compatible avec Intel (Processeur basé sur x64)

Operating Systems: Windows 11, 10, 8.1, 8, 7